


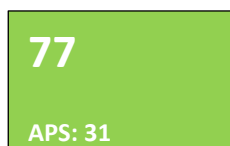
Holy Trinity Church of England Academy

2022 Results

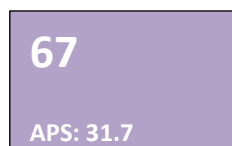


Reception

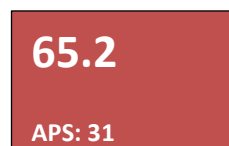
Good Level of Development at the end of Reception class.



Holy Trinity 2022



Wiltshire 2022



National 2022

Year One Phonics Screening Check

2014		2015		2016		2017		2018		2019		2021	2022	
HT	Nat	HT	Nat	HT	Nat	HT	Nat	HT	Nat	HT	Nat	HT	HT	NAT
83	74	77	77	87	81	100	81	80	83	80	81	87	87	76

Key Stage 1 SATs 2022

	Holy Trinity % of children working at expected	National % of children working at expected 2022	Wiltshire % of children working at expected 2022	Holy Trinity % of children working at greater depth	National % of children working at greater depth 2022	Wiltshire % of children working at greater depth 2022
Reading	83%	67%	68%	50%	18%	19%
Writing	87%	58%	57%	3%	8%	7%
Mathematics	83%	68%	68%	20%	15%	14%
RWM	80%	54%	52%	0%	6%	5%

Over the last measured years (2018, 2019 and 2022), Holy Trinity's average is higher than the Local Authority and the national average in every measure.

Key Stage 2 SATs 2022

	% @ Expected level					% @ Greater Depth					Scaled score				
	HT	NAT	+/-	LA	+/-	HT	NAT	+/-	LA	+/-	HT	Nat	+/-	LA	+/-
Reading	93	74	+19	75	+18	50	27	23	27	+23	108	105	+3	104.6	+3.4
Grammar, Punctuation and Spelling	87	72	+15			43	36	+7			108.7	105	+3.7	104.4	+4.3
Writing	90	69	+21	69	+21	40	20	+20	12	+28					
Mathematics	80	71	+9	70	+10	37	27	+10	19	+18	105.5	104	+1.5	103.2	+2.3
RWM	77	59	+18	57	20	23	11	+12	6	+17					

Please note that writing is teacher assessed and does not have a scaled score.

HT: Holy Trinity

LA: Wiltshire Local Authority

NAT – National Average

RWM – Reading, writing and mathematics.

Holy Trinity Church of England Academy 2022

Nurturing . Inspiring . Achieving .