

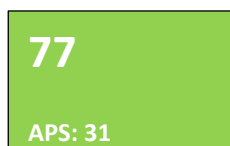
Holy Trinity Church of England Academy

2022 Results

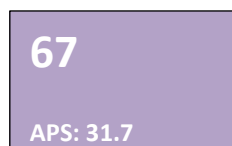


Reception

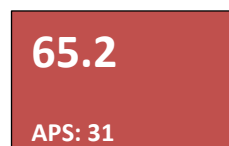
Good Level of Development at the end of Reception class.



Holy Trinity 2022



Wiltshire 2022



National 2022

Year One Phonics Screening Check

| 2014 | | 2015 | | 2016 | | 2017 | | 2018 | | 2019 | | 2021 | 2022 | |
|------|-----|------|-----|------|-----|------|-----|------|-----|------|-----|------|------|-----|
| HT | Nat | HT | Nat | HT | Nat | HT | Nat | HT | Nat | HT | Nat | HT | HT | NAT |
| 83 | 74 | 77 | 77 | 87 | 81 | 100 | 81 | 80 | 83 | 80 | 81 | 87 | 87 | 76 |

Key Stage 1 SATs 2022

| | Holy Trinity % of children working at expected | National % of children working at expected 2022 | Wiltshire % of children working at expected 2022 | Holy Trinity % of children working at greater depth | National % of children working at greater depth 2022 | Wiltshire % of children working at greater depth 2022 |
|-------------|------------------------------------------------|-------------------------------------------------|--------------------------------------------------|-----------------------------------------------------|------------------------------------------------------|-------------------------------------------------------|
| Reading | 83% | 67% | 68% | 50% | 18% | 19% |
| Writing | 87% | 58% | 57% | 3% | 8% | 7% |
| Mathematics | 83% | 68% | 68% | 20% | 15% | 14% |
| RWM | 80% | 54% | 52% | 0% | 6% | 5% |

Over the last measured years (2018, 2019 and 2022), Holy Trinity's average is higher than the Local Authority and the national average in every measure.

Key Stage 2 SATs 2022

| | % @ Expected level | | | | | % @ Greater Depth | | | | | Scaled score | | | | |
|-----------------------------------|--------------------|-----|-----|----|-----|-------------------|-----|-----|----|-----|--------------|-----|------|-------|------|
| | HT | NAT | +/- | LA | +/- | HT | NAT | +/- | LA | +/- | HT | Nat | +/- | LA | +/- |
| Reading | 93 | 74 | +19 | 75 | +18 | 50 | 27 | 23 | 27 | +23 | 108 | 105 | +3 | 104.6 | +3.4 |
| Grammar, Punctuation and Spelling | 87 | 72 | +15 | | | 43 | 36 | +7 | | | 108.7 | 105 | +3.7 | 104.4 | +4.3 |
| Writing | 90 | 69 | +21 | 69 | +21 | 40 | 20 | +20 | 12 | +28 | | | | | |
| Mathematics | 80 | 71 | +9 | 70 | +10 | 37 | 27 | +10 | 19 | +18 | 105.5 | 104 | +1.5 | 103.2 | +2.3 |
| RWM | 77 | 59 | +18 | 57 | 20 | 23 | 11 | +12 | 6 | +17 | | | | | |

Please note that writing is teacher assessed and does not have a scaled score.

HT: Holy Trinity

LA: Wiltshire Local Authority

NAT – National Average

RWM – Reading, writing and mathematics.

Holy Trinity Church of England Academy 2022

Nurturing . Inspiring . Achieving .