



Holy Trinity Church of England Academy

2023 Results




Reception

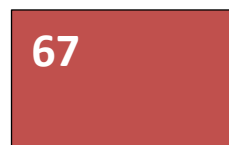
Good Level of Development at the end of Reception class.



Holy Trinity 2023



Wiltshire 2023



National 2023

Year One Phonics Screening Check

2015		2016		2017		2018		2019		2021	2022		2023	
HT	Nat	HT	Nat	HT	Nat	HT	Nat	HT	Nat	HT	HT	NAT	HT	NAT
77	77	87	81	100	81	80	83	80	81	87	87	76	80	79

Key Stage 1 SATs 2023

	Holy Trinity % of children working at expected	National % of children working at expected 2023	Wiltshire % of children working at expected 2023	Holy Trinity % of children working at greater depth	National % of children working at greater depth 2023	Wiltshire % of children working at greater depth 2023
Reading	80%	68%	68%	43%	18%	19%
Writing	80%	60%	60%	7%	8%	6%
Mathematics	83%	70%	71%	20%	16%	15%
RWM	63%	56%	55%	3%	6%	5%

Key Stage 2 SATs 2023

	% @ Expected level					% @ Greater Depth					Scaled score				
	HT	NAT	+/-	LA	+/-	HT	NAT	+/-	LA	+/-	HT	Nat	+/-	LA	+/-
Reading	77	73	+4	73	+4	23	29	-6	30	-7	104	105	-1	104.6	0.4
Grammar, Punctuation and Spelling	73	72	+1	68	+5	17	30	-13	24	-7	103	105	-2	104.4	+4.3
Writing	83	71	+19	69	+21	17	13	+7	13	+7					
Mathematics	77	73	+4	68	+9	27	24	+3	19	+8	105	104	+1	103.2	+1.5
RWM	73	59	+14	56	+17	10	8	2	7	+3					

Please note that writing is teacher assessed and does not have a scaled score. Two children did not take the SATS test (this included one child who was taken away on holiday during SATs Week).

The National figures are based on provisional 2023 averages

HT: Holy Trinity

LA: Wiltshire Local Authority

NAT – National Average

RWM – Reading, writing and mathematics.

Holy Trinity Church of England Academy 2023

Nurturing . Inspiring . Achieving .